



## **“GOAN YOUTH “**

**“ARE YOU READY TO BECOME THE NEXT SKILL STAR OF INDIA?.”**

**THE 2<sup>ND</sup> CYCLE OF INDIA SKILLS COMPETITIONS 2023 HAS BEGAN LEADING  
TOWARDS**

**WORLD SKILLS 2024 COMPETITIONS AT FRANCE**

**YOU CAN PARTICIPATE IN THIS COMPETITION, IF YOU ARE BORN ON OR  
AFTER 1<sup>ST</sup> JANUARY, 2002 & HAVE SKILLS AS LISTED BELOW**

- |   |   |
|---|---|
| <b>1.Cooking</b>                        | <b>6.Beauty Therapy</b>                     |
| <b>2.Bakery</b>                         | <b>7.Welding</b>                            |
| <b>3.Patisserie &amp; Confectionery</b> | <b>8.Fashion Technology</b>                 |
| <b>4.Hotel Reception</b>                | <b>9.Refrigeration and Air-Conditioning</b> |
| <b>5.Restaurant Service</b>             | <b>10.Plumbing &amp; Heating</b>            |

**YOUR TIME IS NOW, GRAB THIS OPPORTUNITY TO SHOWCASE YOUR TALENT TO THE WORLD  
JOIN US TO BECOME THE INDIA SKILL STAR FOR 2023**



**You can also Visit/Click on the link <https://www.skillindiadigital.gov.in/>**

**Departmental Website: [www.dsde.goa.com](http://www.dsde.goa.com)**

**For More details Visit : [Worldskillsindia.co.in](http://Worldskillsindia.co.in)**

**& Contact: Examination Cell**

**Directorate of Skill Development & Entrepreneurship,  
3<sup>rd</sup> Floor, Shram Shakti Bhavan, Patto, Panaji-Goa 403001**

**Contact Nos: 0832-2437059/2437314**

**(M)-9158377932/9923166961 & Email: [worldskill-dsde.goa@gov.in](mailto:worldskill-dsde.goa@gov.in)**

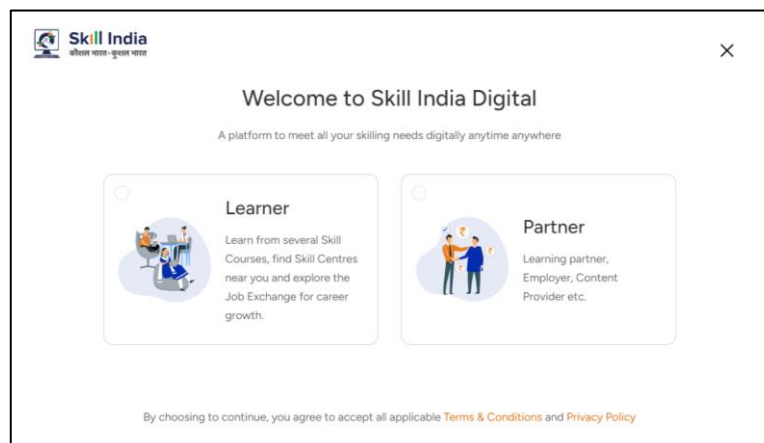
**HURRY UP!!!!!!!!!!!!!! REGISTRATIONS ENDS on 15<sup>th</sup> JANUARY 2024**

## HOW TO REGISTER FOR INDIASKILLS 2023 – USER MANUAL

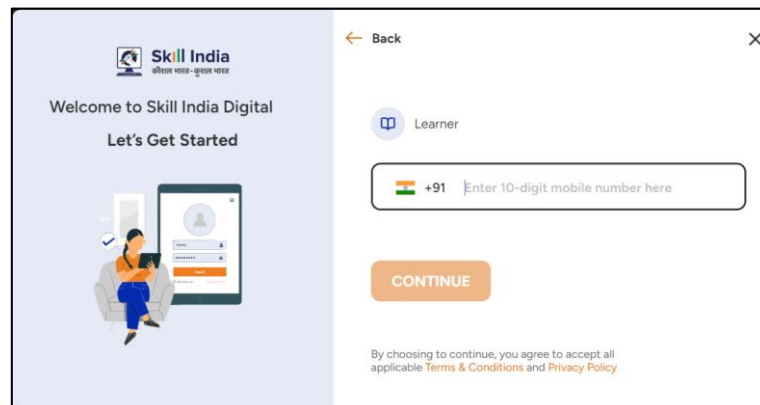
1. Begin: Scan QR Code and open Skill India Digital at [www.skillindiadigital.gov.in](http://www.skillindiadigital.gov.in) on your browser.
2. Tap: Look for the 'Register' button on the top right section and click on it.



3. Click on Learner

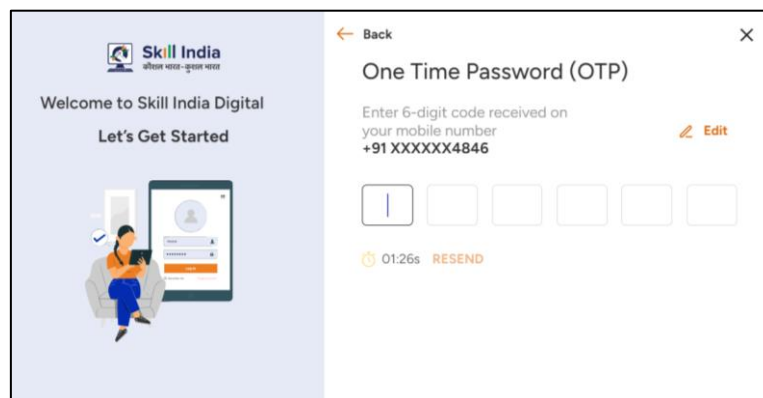


4. Enter your 10-digit mobile number



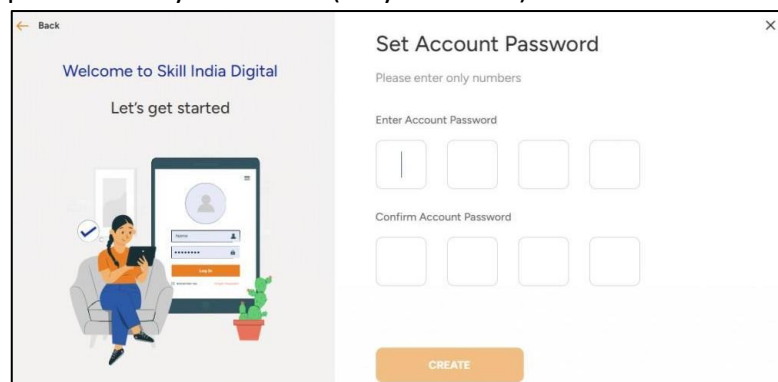
The screenshot shows the 'Learner' registration step of the Skill India Digital app. On the left, a vertical banner features the Skill India logo, the text 'Welcome to Skill India Digital Let's Get Started', and an illustration of a person using a tablet. The main registration area on the right includes a 'Back' button, a 'Learner' icon, a mobile number input field with a dropdown for country code (currently showing '+91') and a placeholder 'Enter 10-digit mobile number here', a 'CONTINUE' button, and a disclaimer: 'By choosing to continue, you agree to accept all applicable Terms & Conditions and Privacy Policy'.

5. Enter the One Time Password (OTP) you received on your mobile.



The screenshot shows the OTP verification screen. The left banner is identical to the previous screen. The main area is titled 'One Time Password (OTP)' and instructs the user to 'Enter 6-digit code received on your mobile number'. It displays the number '+91 XXXXXX4846' with an 'Edit' option. Below this is a 6-digit input field with the first digit filled with '1'. A timer shows '01:26s' and a 'RESEND' button is available.

6. Set a 4-digit password of your choice (only numbers)





The screenshot shows the 'Set Account Password' screen. The left banner is identical. The main area is titled 'Set Account Password' and includes the instruction 'Please enter only numbers'. It features two 4-digit input fields: 'Enter Account Password' and 'Confirm Account Password'. A 'CREATE' button is at the bottom.

7. Enter your 12-digit Aadhaar number.

### Please Provide Your Aadhaar Number

Enter you 12-digit Aadhaar number to start your skilling journey with Skill India Digital

 \*\*\*\*\*

 Enter Your Aadhar Number

A. I understand that my Aadhaar number, photograph and demographic information, as understood under the Aadhaar (Targeted Delivery of Financial and Other Subsidies, Benefits and services) Act, 2016 (18 of 2016) and regulations framed there under, is being collected by the Government of India for the


☐ I agree to validate my Aadhaar Details



GENERATE OTP

8. Check on “I agree to validate my Aadhaar Details.”

### Please Provide Your Aadhaar Number

Enter your 12-digit Aadhaar number to start your skilling journey with Skill India Digital

 XXXX-XXXX-


 ..... 



1. I understand that my Aadhaar number, photograph and demographic information, as understood under the Aadhaar (Targeted Delivery of Financial and Other Subsidies, Benefits and services) Act, 2016 (18 of 2016) and regulations framed there under, is being collected by the Government of India for the following Purposes:

☒ I agree to validate my Aadhaar Details

9. Click on the 'Verify' button.

Enter your 12-digit Aadhaar number to start your skilling journey with Skill India Digital

 XXXX-XXXX-


 ..... 

I understand that my Aadhaar number, photograph and demographic information, as understood under the Aadhaar (Targeted Delivery of Financial and Other Subsidies, Benefits and services) Act, 2016 (18 of 2016) and regulations framed there under, is being collected by the Government of India for the following Purposes:

☒ I agree to validate my Aadhaar Details


**VERIFY**

10. Enter the One Time Password (OTP) received on the mobile linked with your Aadhaar.

 Back ×

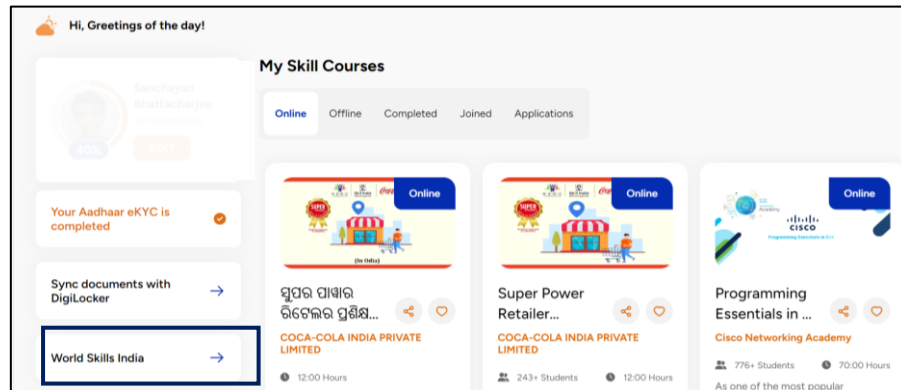
**Enter OTP to Verify Aadhaar**

Enter six digit number received on your mobile

**STILL DIDN'T GET THE OTP?**  00:59 **RESEND**

**VERIFY**

11. On your Dashboard, refer menu bar on the left-hand side and click on World Skills India




12. Fill all the details and click on 'NEXT.'

## APPLY FOR INDIASKILLS 2023 INDIA'S LARGEST SKILL COMPETITION

Eligibility Criteria
Note
Important Documents

To meet the IndiaSkills eligibility criteria, competitors must be born on or after **1 January 2002** for all skills except **Additive Manufacturing, Cloud Computing, Cyber Security, Digital Construction, Industrial Design Technology, Industry 4.0, Information Network Cabling, Mechatronics, Robot Systems Integration, and Water Technology** where competitors must be born on or after 1 January 1999.



**Personal Details**

---

Address Details

---

Education Qualification / Employment

### Personal Details

<input type="text" value="A Name"/> <input type="text" value="A Address (Residential)"/>	<input type="text" value="A Date of Birth"/> <input type="text" value="A Gender"/>
<input type="text" value="A Email"/> <input type="text" value="A Phone Number (+91)"/>	<input type="text" value="A Password"/> <input type="text" value="A Confirm Password"/>
<input type="text" value="A Education Qualification"/> <input type="text" value="A Employment Status"/>	<input type="text" value="A Education Institution"/> <input type="text" value="A Employment Organization"/>
<input type="text" value="A Place of Birth"/> <input type="text" value="A State"/>	<input type="text" value="A Date of Issuance"/> <input type="text" value="A Validity Period"/>
<input type="text" value="A ID Card Number"/> <input type="text" value="A ID Card Issued By"/>	<input type="text" value="A Aadhar Number"/> <input type="text" value="A PAN Number"/>

[NEXT](#)

**13.** After filling all the three sections of the form click on **'SUBMIT'**







# India skills

**REGISTER NOW**

Open till 15<sup>th</sup> January, 2024

## *IndiaSkills 2023-2024* **SKILLS OLYMPIAD**

*IndiaSkills calling!*

Want to be a WorldSkills Champion at Lyon, France?

